

100 Years of Women Voting: Unfinished Business

JENNA BROFSKY

SEPT. 8, 2020



The 19th Amendment

- ▶ The right of citizens of the United States to vote shall not be denied or abridged by the United States or by any State on account of sex.
 - ▶ [All citizens have this right and sex shall not be considered]
- ▶ Congress shall have power to enforce this article by appropriate legislation
 - ▶ [Our system was set up so that the legislative branch (i.e. Congress, made up of the House and Senate) can pass laws pursuant to the powers granted to it in the Constitution.]

U.S. Constitution - Article V

Article V

The Congress, whenever two thirds of both houses shall deem it necessary, shall propose amendments to this Constitution, or, on the application of the legislatures of two thirds of the several states, shall call a convention for proposing amendments, which, in either case, shall be valid to all intents and purposes, as part of this Constitution, when ratified by the legislatures of three fourths of the several states, or by conventions in three fourths thereof, as the one or the other mode of ratification may be proposed by the Congress: provided that no amendment which may be made prior to the year one thousand eight hundred and eight shall in any manner affect the first and fourth clauses in the ninth section of the first article: and that no state, without its consent, shall be deprived of its equal suffrage in the Senate.

The Women's Bureau

[PUBLIC—No. 259—66TH CONGRESS.]

[H. R. 13229.]

An Act To establish in the Department of Labor a bureau to be known as the Women's Bureau.

Be it enacted by the Senate and House of Representatives of the United States of America in Congress assembled, That there shall be established in the Department of Labor a bureau to be known as the Women's Bureau.

SEC. 2. That the said bureau shall be in charge of a director, a woman, to be appointed by the President, by and with the advice and consent of the Senate, who shall receive an annual compensation of \$5,000. It shall be the duty of said bureau to formulate standards and policies which shall promote the welfare of wage-earning women, improve their working conditions, increase their efficiency, and advance their opportunities for profitable employment. The said bureau shall have authority to investigate and report to the said department upon all matters pertaining to the welfare of women in industry. The director of said bureau may from time to time publish the results of these investigations in such a manner and to such extent as the Secretary of Labor may prescribe.

SEC. 3. That there shall be in said bureau an assistant director, to be appointed by the Secretary of Labor, who shall receive an annual compensation of \$3,500 and shall perform such duties as shall be prescribed by the director and approved by the Secretary of Labor.

SEC. 4. That there is hereby authorized to be employed by said bureau a chief clerk and such special agents, assistants, clerks, and other employees at such rates of compensation and in such numbers as Congress may from time to time provide by appropriations.

SEC. 5. That the Secretary of Labor is hereby directed to furnish sufficient quarters, office furniture, and equipment, for the work of this bureau.

SEC. 6. That this act shall take effect and be in force from and after its passage.

Approved, June 5, 1920.

Labor Force Status by Sex

Aug. 2020

UNEMPLOYMENT RATES¹

Group	3-yr History	Rate	$\Delta 1 \text{ mo}^2$	$\Delta 1 \text{ yr}^2$
Total		8.4%	-1.8%	+4.9%
Women		8.6%	-2.0%	+5.2%
Men		8.3%	-1.5%	+4.7%

LABOR FORCE PARTICIPATION RATES¹

Group	3-yr History	Rate	$\Delta 1 \text{ mo}^2$	$\Delta 1 \text{ yr}^2$
Total		61.7%	+0.3%	-1.5%
Women		56.1%	+0.1%	-1.5%
Men		67.7%	+0.6%	-1.5%

EMPLOYMENT-POPULATION RATIOS¹

Group	3-yr History	Ratio	$\Delta 1 \text{ mo}^2$	$\Delta 1 \text{ yr}^2$
Total		56.5%	+1.4%	-4.5%
Women		51.3%	+1.2%	-4.3%
Men		62.1%	+1.6%	-4.6%

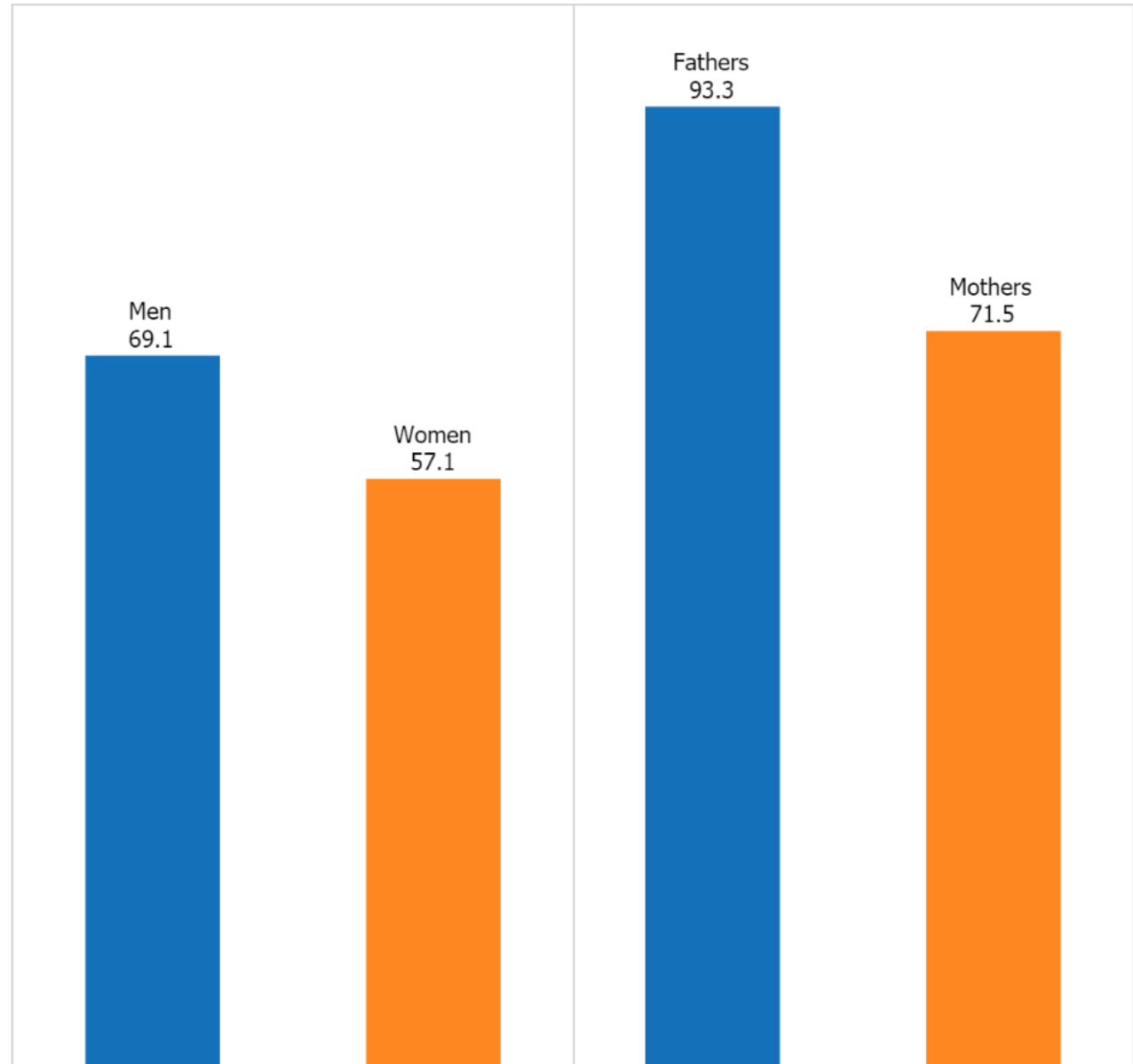
¹ Data are seasonally adjusted.

² Changes may not be statistically significant.



Labor Force Participation

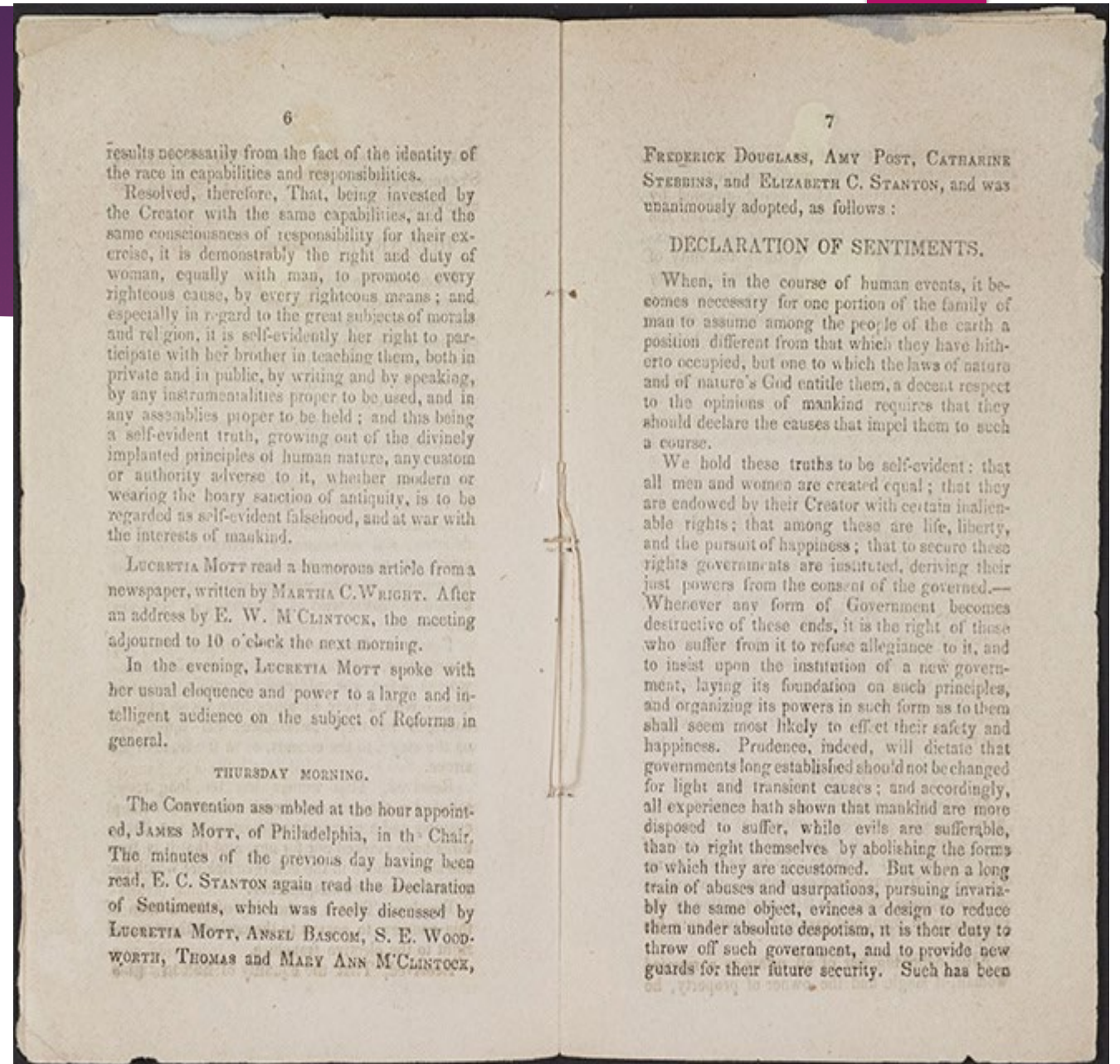
Labor force participation rate by sex and parental status



Source: Bureau of Labor Statistics, Current Population Survey, 2018
Graph by the Women's Bureau, U.S. Department of Labor

Declaration of Sentiments

- ▶ *The history of mankind is a history of repeated injuries and usurpations on the part of man toward woman, having in direct object the establishment of an absolute tyranny over her. To prove this, let facts be submitted to a candid world.*
- ▶ *Now, in view of this entire disfranchisement of one-half the people of this country, their social and religious degradation--in view of the unjust laws above mentioned, and because women do feel themselves aggrieved, oppressed, and fraudulently deprived of their most sacred rights, we insist that they have immediate admission **to all the rights and privileges which belong to them as citizens of the United States.***



The 14th Amendment

- ▶ All persons born or naturalized in the United States, and subject to the jurisdiction thereof, are citizens of the United States and of the state wherein they reside. No state shall make or enforce any law which shall abridge the privileges or immunities of citizens of the United States; nor shall any state deprive any person of life, liberty, or property, without due process of law; nor deny to any person within its jurisdiction the equal protection of the laws.

St. Louis Golden Lane Protest




Pre-19th Amendment




States in which women:

 had full voting rights before the 19th Amendment

 had full voting rights before the 19th Amendment and before statehood

 could vote for president before the 19th Amendment

 gained voting rights with passage of the 19th Amendment

Source:
The National
Constitution
Center

Kansas Highlights

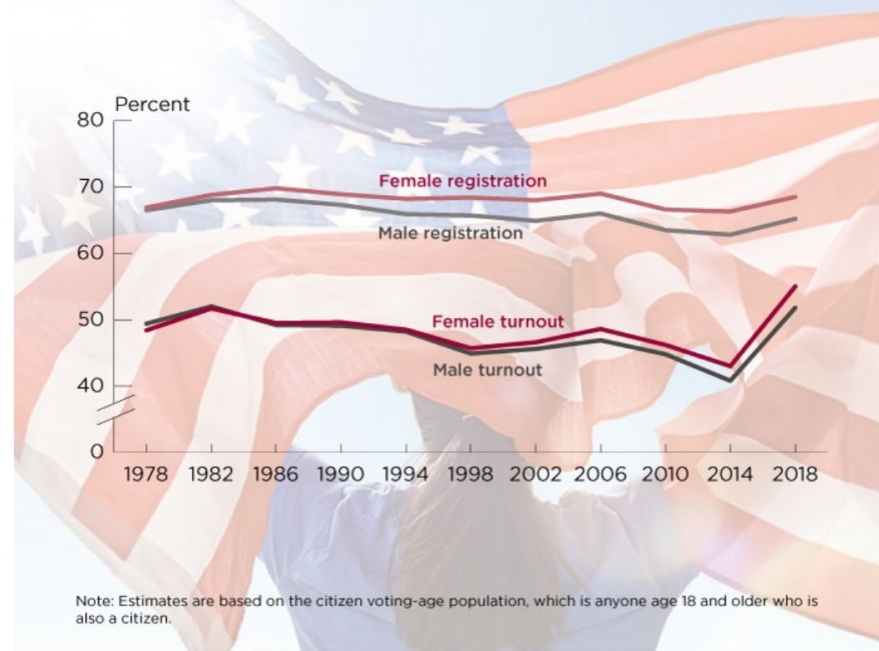
- ▶ 1867: Direct vote held on women's suffrage (first in the country!)
- ▶ 1887: Recognized a woman's right to vote in local elections only
 - ▶ April 1887: First woman mayor in the U.S. elected in Argonia, Kansas (Susanna Salter)
- ▶ 1912: Recognized a woman's right to vote
- ▶ June 16, 1919: Kansas ratifies the 19th Amendment by unanimous vote during special session
- ▶ Kansas has elected 3 women governors -- Joan Finney, Kathleen Sebelius and Laura Kelly

Voting by Sex

Participation in Congressional Elections by Sex Since 1978

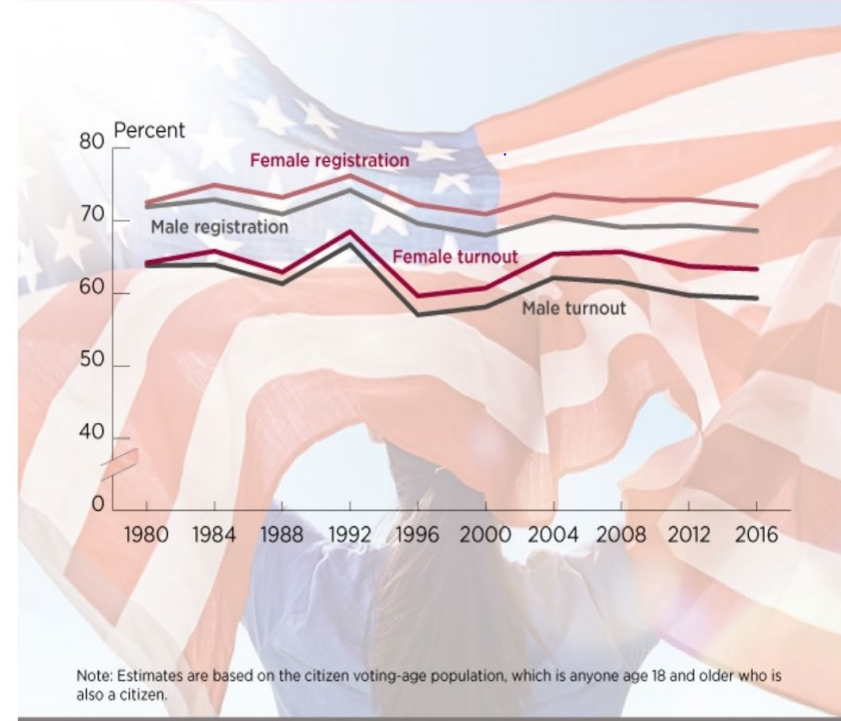
FEBRUARY 25, 2020

Participation in Congressional Elections by Sex Since 1978



FEBRUARY 25, 2020

Participation in Presidential Elections by Sex Since 1980



Johnson County Election Office Stats

Summary Results Report 2019 General Election November 5, 2019

STATISTICS	
	TOTAL
Precincts Complete	510 of 510
Registered Voters - Total	418,456
Ballots Cast - Total	72,585
Ballots Cast - Blank	58
Voter Turnout - Total	17.35%

Summary Results Report 2020 Primary Election August 4, 2020

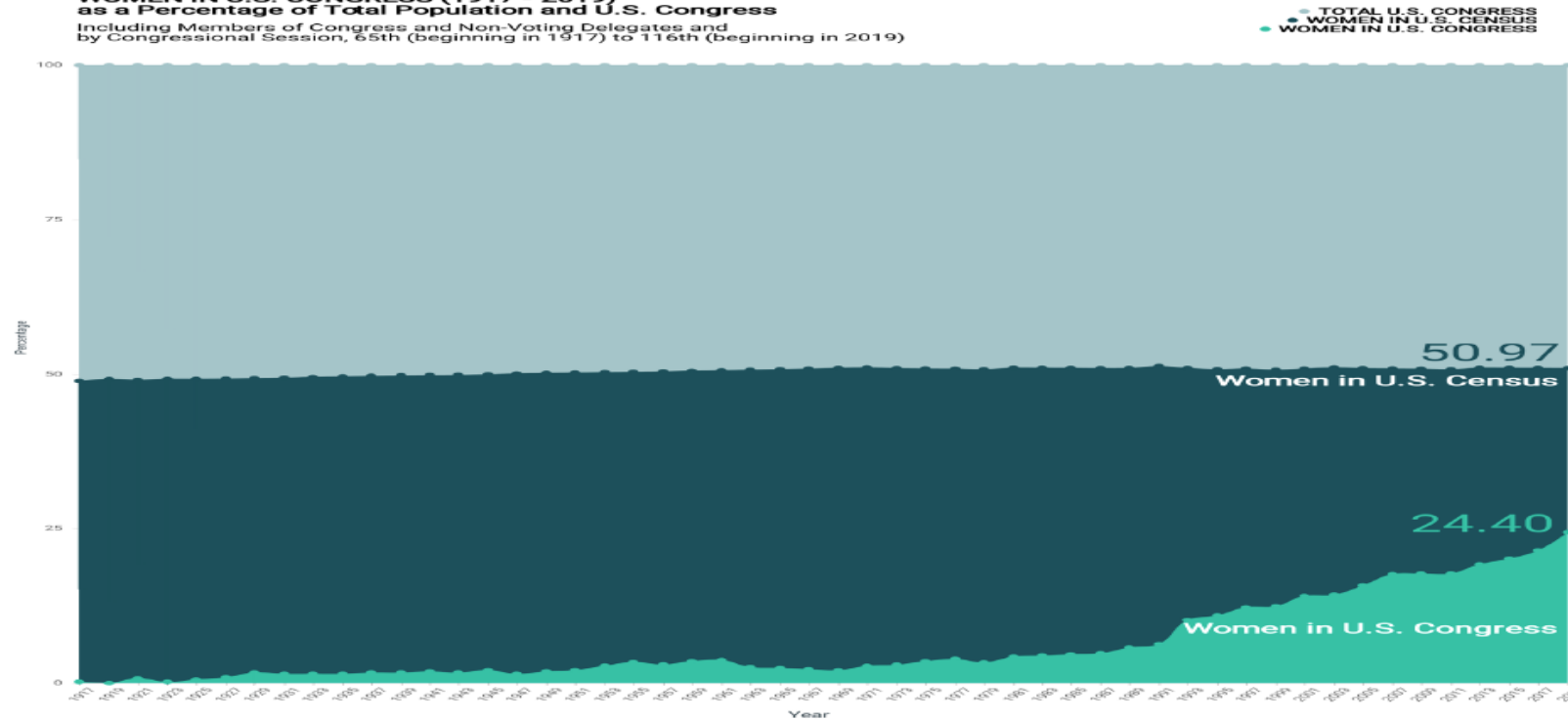
STATISTICS	
	TOTAL
Precincts Complete	513 of 513
Registered Voters - Total	432,961
Ballots Cast - Total	149,992
Ballots Cast - Democratic	60,373
Ballots Cast - Republican	88,973
Ballots Cast - Nonpartisan	646
Voter Turnout - Total	34.64%
Voter Turnout - Democratic	46.35%
Voter Turnout - Republican	47.76%
Voter Turnout - Nonpartisan	0.55%

CONTINUING LEGAL EDUCATION



THE PREMIER SOURCE FOR CLE

WOMEN IN U.S. CONGRESS (1917 - 2019)
as a Percentage of Total Population and U.S. Congress
Including Members of Congress and Non-Voting Delegates and
by Congressional Session, 65th (beginning in 1917) to 116th (beginning in 2019)



Data compiled from U.S. House of Representatives, Women in Congress, Historical Data and U.S. Census Bureau (August 8, 2020)

Copyright © 2020, WStrong LLC. All Rights Reserved.

CONTINUING LEGAL EDUCATION

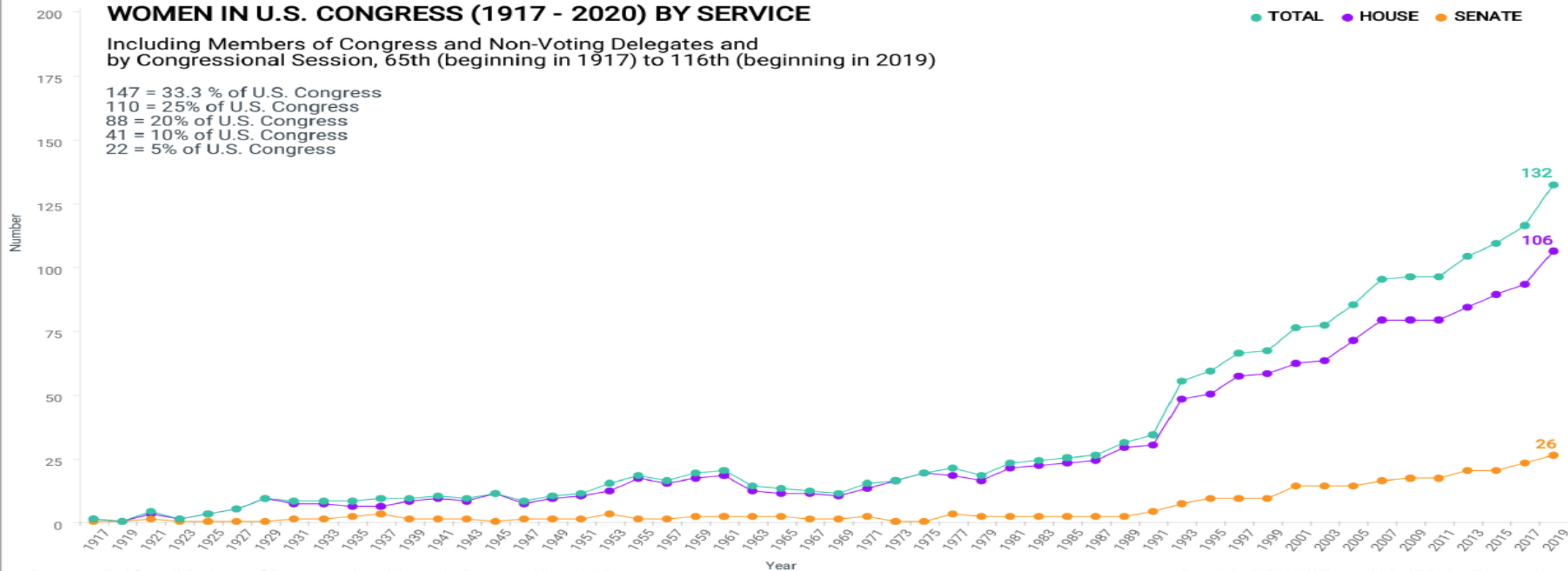


THE PREMIER SOURCE FOR CLE

WOMEN IN U.S. CONGRESS (1917 - 2020) BY SERVICE

Including Members of Congress and Non-Voting Delegates and
by Congressional Session, 65th (beginning in 1917) to 116th (beginning in 2019)

147 = 33.3 % of U.S. Congress
110 = 25% of U.S. Congress
88 = 20% of U.S. Congress
41 = 10% of U.S. Congress
22 = 5% of U.S. Congress



Data compiled from U.S. House of Representatives, Women in Congress, Historical Data (August 8, 2020)

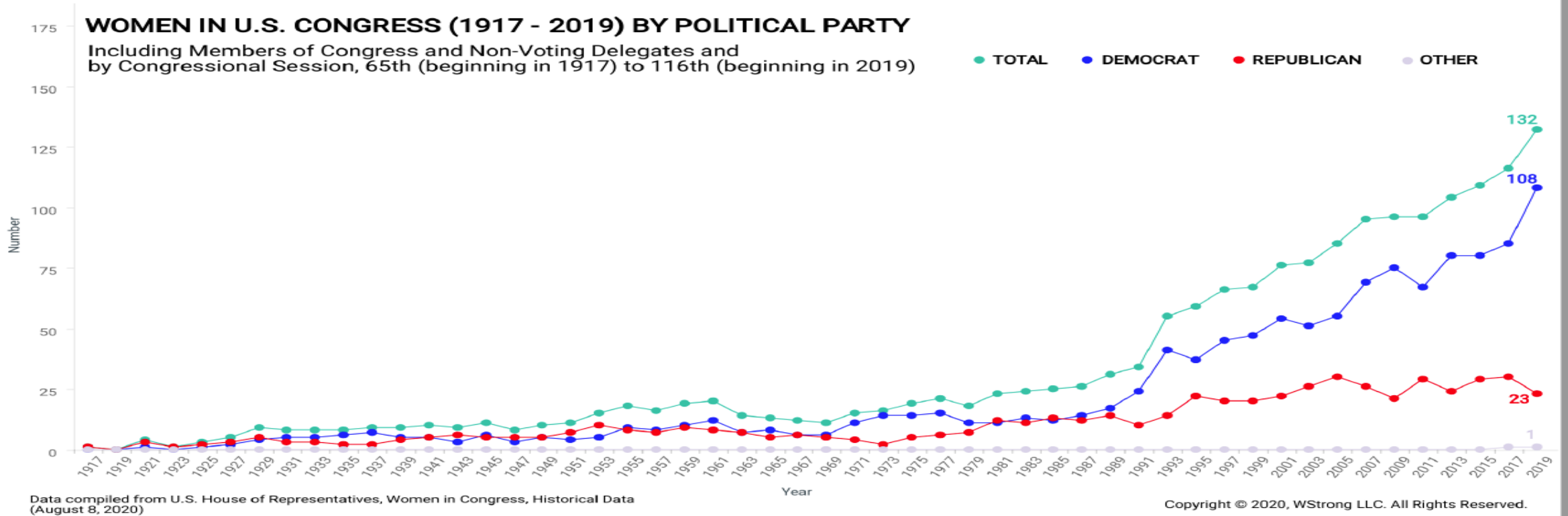
Copyright © 2020, WStrong LLC. All Rights Reserved.

@ABAesq | www.americanbar.org

CONTINUING LEGAL EDUCATION



THE PREMIER SOURCE FOR CLE



Women in Elected Office

Percentages of Women in Federal and State Elective Office			
Year	U.S. Congress	Statewide Elective Office	State Legislature
1971	3%	7%	N/A
1981	4%	11%	12%
1991	6%	18%	18%
2001	13.6%	27.6%	22.4%
2011	16.8%	22.1%	23.7%
2016	19.6%	24.1%	24.5%
2017	19.6%	22.8%	25.1%
2018	20.6%	23.8%	25.4%
2019	23.7%	29.3%	28.9%

Source:
American Bar
Association CLE